

COMIC




This comic was written and drawn by children of New Oak Primary School, with help from Mrs Shears. The stories are all about life in their particular part of Bristol - Hengrove.

Some are about growing up here, some compare life in Hengrove with other parts of Bristol, or other parts of the world. There are stories about parents moving here and about family members moving away.

Read as a whole, this comic paints a vivid picture of the neighbourhood and the people who live here.



George Allan



Georgia Webb

It's time to start drawing your comic!




Ross



Sophie Baker




Laura T




Bradley moon




Olivia





Mitchell




Adam




Laura Powell




Daniel cooper



Travi's Swinger



Martin




JOE



Scott



JOSE




Rhys PAVID




Nicole Rodd




ChelSe



Ellie



Eddie



Emily



Stacy L




Manu



George




Georgina B



Harri



Stephanie



Somer. Wilson.

YOUR OWN COMIC IN SIX STEPS!

- 1 Story** What happens in your story? Where does it take place? Who is it about? How does it start and how does it end?
- 2 Character** What does the star of your story look like? You'll draw them a lot in your comic, so it helps to work out what they look like at the start.
- 3 Script** Write about the pictures that will make up your comic. Who is in each picture? Where are they? What are they saying and doing?
- 4 Pencilling** Draw the pictures in pencil, making sure it is clear what is happening. Remember to leave enough room for the words!
- 5 Lettering** Add the speech balloons, thought bubbles, sound effects and captions.
- 6 Inking** When you are happy with your drawings go over them in black ink so they stand out more. Don't forget to rub out the pencil lines afterwards.

Now you have your own comic! You could colour it in or get it photocopied for your friends to read. This is just a guide, showing you one way of making comics. It's up to you how you do your next one!